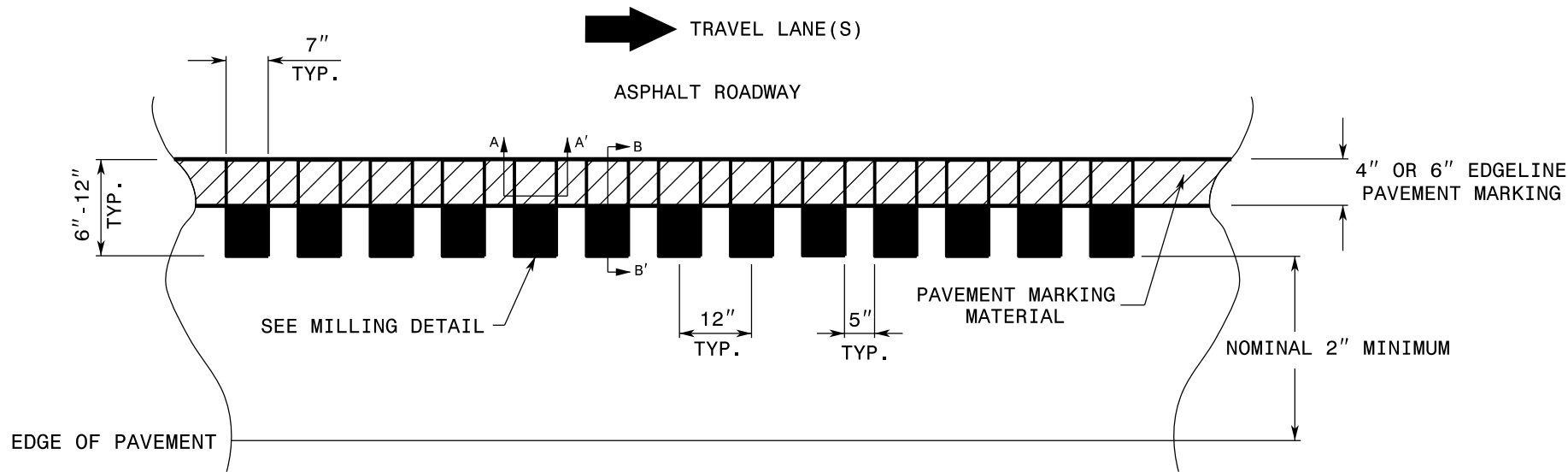
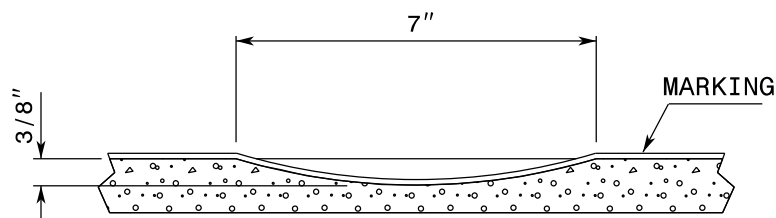


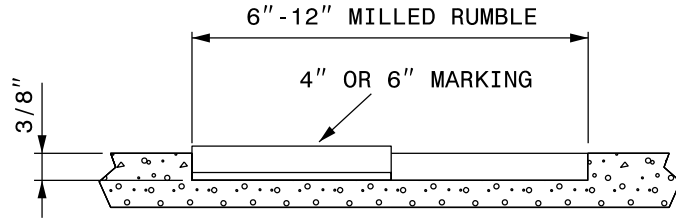
See Table 1 within Rumble Strip
Policy for Design Guidance



MILLING DETAIL:



SECTION A-A'



SECTION B-B'

REFERENCE DRAWING ID: Trad.Stripe

NOTES:

- 1) USING A VACUUM, REMOVE ALL DEBRIS FROM THE MILLINGS JUST PRIOR TO PLACING ANY PAVEMENT MARKINGS.
- 2) ENSURE GLASS BEADS ARE SPREAD UNIFORMLY OVER THE ENTIRE SURFACE OF THE PAVEMENT MARKING MATERIAL.

STATE OF
NORTH CAROLINA
DEPT. OF TRANSPORTATION
DIVISION OF HIGHWAYS
RALEIGH, N.C.

ROADWAY DETAIL DRAWING FOR
RUMBLE STRIPS / STRIPES
TRADITIONAL EDGELINE RUMBLE STRIPE

SHEET 3 OF 9

CONTRACTS STANDARDS
AND DEVELOPMENT UNIT
Office 919-707-8950 FAX 919-250-4119

SEE TITLE BLOCK

ORIGINAL BY: C. SIMPSON DATE: 04-24-2025
MODIFIED BY: DATE:
CHECKED BY: DATE:
FILE SPEC.: